

# Action (2 Shelf) Self Adhesive Vinyl

## 1915mm wide x 905mm high


### VISUAL OF FINISHED PRODUCT:



### USE TEMPLATE FILES:



ACTION\_Header\_Template.pdf



ACTION\_2\_Shelf\_Template.pdf

### PRINT ARTWORK SPECIFICATIONS:

#### General

- Create artwork in Illustrator or InDesign.
- Artwork to be saved as high resolution PDF at 100% scale.
- Use template above for reference.
- Submit 2 files;
  - (i) PDF of artwork,
  - (ii) PDF of artwork with template over.
- Do not include crop, registration or trim marks.

#### Fonts

- Include all fonts (screen and printer).
- Where possible convert fonts to paths / outlines (particularly PC generated files).

#### Logos

- Supply created in Illustrator or Freehand, as vector format.

#### Photographic Images

- Supply a minimum of 200dpi at full size, otherwise pixilation may occur.

#### File Size






- If possible, keep below 10MB uncompressed.

#### IMPORTANT

- Colours may vary depending on artwork supplied.
- Lead times quoted from receipt of artwork.
- Any amendments may be charged if proofs required.

# Action (2 Shelf) Self Adhesive Vinyl

## 1915mm wide x 905mm high

-  **Bleed Area:** Add 10mm bleed from the edge of the finished graphic on all sides.
-  **Safe Area:** This is the area for your design to be placed.
-  **Trim Area:** Anything placed inside this area will be covered by the top and bottom of the product.
-  **Non Printable Area:** This area is cut out by the shelves.
-  **Hinged Fold Area:** Blue lines indicate hinged area where body panel is folded and must have a gap in the graphic of 2/3mm.

